


about







# contents



**founder's  
editorial**

---



**what does alna  
design offer?**

---



**about the certified  
career program**



**alna design's  
experts and team**

---




**student  
reviews**

---



**how to  
enroll**



# founder's editorial

---

**Myriam Markiewicz's Introduction**  
Interior Designer | French Reference in  
Interior Design Education since 2007

# discover my path

from Paris to  
New York City

In France, I am known for creating the first certified residential interior design and decorating training program for career changers in 2007. I am also an interior designer.

I sold my French school in July 2023 and made the decision to relocate closer to my family in the United States.

I'm thrilled to now offer my expertise to aspiring professionals and home design enthusiasts worldwide.

# discover French style

from History  
to Elegance

**French style is not just country style!**

French interiors are chic, elegant, and masterfully blend styles. They reflect French culture, history, and the lifestyle of its people.

Achieving a French-style décor is like perfecting a culinary recipe. You simply need to choose the best ingredients, learn how to cook them, and present the dish beautifully.








“French  
elegance is the  
art of living with  
less, but with  
better.”

Coco Chanel





# what does alna design offer?

---

Alna design democratizes access to online education in interior design and decoration.



# alna design revolutionizes the world of interior design education with an innovative offer!

- **Free and unlimited professional interior design and decorating short courses.** Perfect for independent learners who want to expand their skills without the commitment of tutoring or certification.
- **A certified career training program** complemented with a unique trio of specializations: *The Art of Home Styling; Timeless French Elegance; Sustainable Design Solution.*
- **Templates and resources** for interior designers and decorators.

All courses are written by Myriam Markiewicz and her team of experts.







# certified career training curriculum

---

6 months to transform your passion into a  
real career!



# about the certified career program

## who is the alna design program for?

- ✦ Interior design and decorating enthusiasts who want to turn their passion into a fulfilling career.
- ✦ Experienced professionals seeking to expand their knowledge or develop new skills.

## join Alna Design!

Transform your passion into a career in just 6 months!

Our weekly lessons guide you through everything you need to become a confident certified professional.



**discover the curriculum of the training program in the next pages!**



# course 1 (5 weeks)

## Master the Programming Phase

**Week 1** - Work on client discovery

### Module 1 - Discover client expectations

- Discerning client desires
- Analyzing client needs

**Week 2** - Work on the site analysis – Part 1

### Module 2 - Analyze environmental and interior characteristics of a home

- Conduct an environmental analysis
- Evaluate existing interior characteristics

**Week 3** - Work on the site analysis – Part 2

### Module 3 - Sketch the floor plan of a room

- Take measurements of a room
- Sketch the floor plan of a room

**Week 4** - Submit your analysis to the client

### Module 4 - Draft the client proposal

- Draft the interior design concept statement
- Draft the specification document

**Week 5** - Test your knowledge

### Module 5 - Practice

- Quizzes
- Corrected assignment for submission
- Get your course certificate







# course 2 (10 weeks)

## Decorate and Style Interiors

**Week 6** - *Discover the history of styles (part 1)*

### Module 1 - The major classical styles

- From Antiquity to the 19th century
- The classical French styles

**Week 7** - *Discover the history of styles (part 2)*

### Module 2 - 20th century to the present day

- The main international styles of the 20th century

### Module 3 - Elsewhere in the world

- Explore major styles from other countries



**Week 8** - *Learn how to create a unique style*

**Module 5 - How to mix styles**

- The main rules to mixe styles
- Iconic furniture
- Eco-friendly solutions

**Module 6 – How to create a decorative concept**

- How to explore a source of inspiration
- How to represent a decorative concept
- How to develop a decorative concept

**Week 9** - *Find the best colors for an interior*

**Module 7 - How to create a color ambiance in a room**

- The fundamental of color knowledge
- How to choose and mix colors
- The distribution of colors in the space
- Iconic French colors



**Week 10** - *Work on the interior lighting*

**Module 8 - Choose and mix lighting**

- The fundamentals of lighting knowledge
- Lighting each room in the house
- Iconic lighting

**Week 11** - *Work on material selection*

**Module 9 - Discover major materials used in interior design**

- Traditional materials
- Eco-friendly solutions
- Exceptional French craftsmanship

**Week 12** - *Work on the wall treatments*

**Module 10 - Choose wall covering**

- Classic and Eco-friendly wall paints
- Exceptional finishes
- Renowned brands

**Week 13** - *Work on the selection of interior fabrics.*

**Module 11 - Choose and harmonize fabrics.**

- The art of interior textiles
- Rugs, carpets and upholstery fabrics
- Window treatment decor
- How to mix finishes and patterns
- Renowned brands

**Week 14** - *Master the art of home styling*

**Module 12 - Choose and arrange decorative elements.**

- How to arrange frames on a wall
- How to arrange a bed, sofa and cushions
- How to decorate shelves
- How to take pictures

**Week 15** - *Test your knowledge*

**Module 13 - Practice**

- Quizzes
- Corrected assignment for submission
- Get your course certificate







# course 3 (4 weeks)

## Design Residential Interiors

**Week 16** - Work on the home layout – Part 1

### Module 1 - Design an interior space

- The fundamentals of interior layout (Layout standards and furniture dimensions)
- Arrange and furnish each room of a home
- Accessibility for people with disabilities

**Week 17** - Work on the home layout - Part 2

### Module 2 - Represent an interior space

- The furniture layout plan
- The lighting plan
- Wall elevation
- Presentation of major interior design software

**Week 18** - Work on the home layout - Part 3

### Module 3 - The basics of perspective sketching

- One-point perspective
- Two-point perspective

**Week 19** - Test your knowledge

### Module 4 - Practice

- Quizzes
- Corrected assignment for submission.
- Get your course certificate







# course 4 (1 week)

Master the Creation of a Project  
from A to Z

**Week 20** - *Discover all the steps of a real project*

## Masterclass - NYC reel case study

In this masterclass, you will follow the complete process of designing a New York apartment under the guidance of French decorator Myriam Markiewicz. This masterclass follows a real-life case study and she will explain step by step her approach and reasoning for each choice. This is a fantastic opportunity to learn how professional projects are executed from start to finish.

- 30+ videos covering every step of the project
- Contributions from other interior experts
- A unique live webinar with Myriam
- The list of furniture suppliers used in the project
- A precious guide to the best tips from French designers







# course 5 (1 week)

## Set Up Your Business



### Discover our selection of brands

- Lighting brands
- Textile brands
- Furniture and accessory brands
- Paint brands and more...

**Week 20** - Work on developing your interior design and decorating business

### Module 1 - Define your offer

- The main offers you can provide
- The different pricing options

### Module 2 - Promote your business

- Build your brand image
- Define your marketing strategy

### Module 3 - Practice

- Quizzes
- Corrected assignment for submission.
- Get your course certificate







## course 6 (3 weeks)

### Build Your First Professional Portfolio

**Week 22, 23, 24** - *Work on the realization of your first project*

**Personal project supervised by your mentors**

You will spend 3 weeks creating your first client project based on a topic given by your tutor.

This project, presented in the form of a professional portfolio, is an excellent resource that you can showcase on your website and present to your future clients.



**Upon completion, you will get free application to the Residential Interior Decorator and Interior Design Consultant certification.**

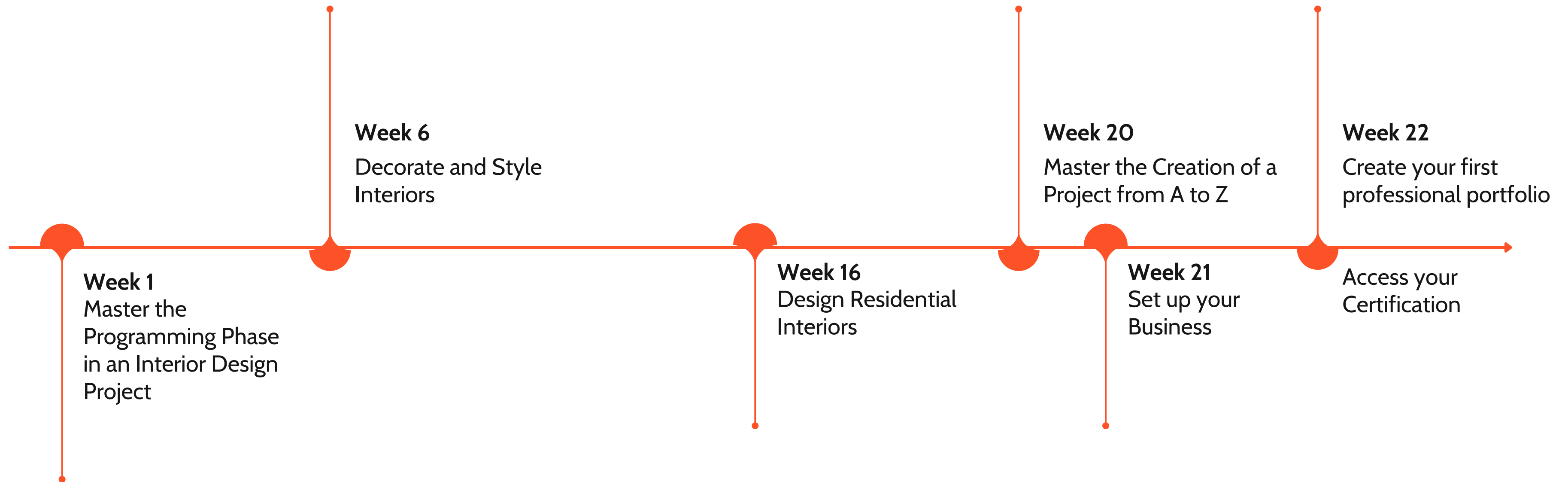
**This title is recognized at European Level 5 (120 credits), which corresponds to an associate degree in the American system.**







# In just 6 months, master the art of interior design and decoration and launch your exciting new career!







MONDAY

TUESDAY

WEDNESDAY

THURSDAY

FRIDAY

SATURDAY

3

4

5

6

7

10

11

12

13

14

18

19

20

21


25

26

27

28





# alna design's experts and team

---

Discover the alna design team and some of its experts.





**Myriam Markiewicz**  
CEO | Interior Designer



**Laure Girodoux &  
Louis-Henry Delpy**  
Interior Designers



**Elia Gens**  
French Trend Spotter



**Brigitte Apostolakos**  
Health Interior Design Coach



**Jean-Marie Jeanningros**  
COO | Artistic Director



**Dorothée Vlemincx &  
Ludovic Phez**  
Architects




**Sonia Ben Brik**  
Business Development  
Coach



**Charles - Antoine Martin**  
Smart Home Advisor - HENRI





# student reviews

---

They took *Myriam Markiewicz's* interior certified program, and here's what they had to say!







I took Myriam's online interior design course in 2021.

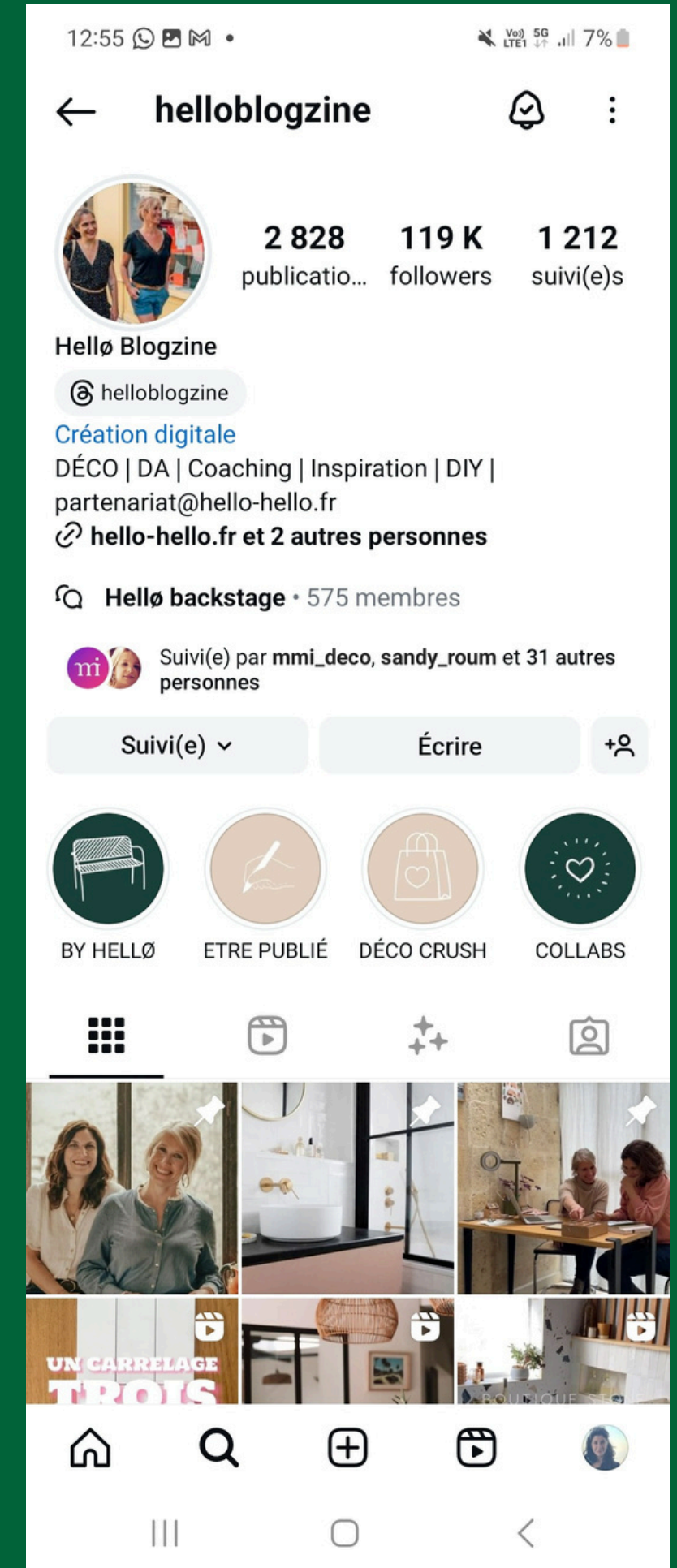
Carine

The goal was to deepen my knowledge and technical expertise in interior design and decoration to further position my interior design advice website as a reference in the French market and also to be able to work as an interior designer with my partner Anne-Sophie. I was already a journalist for a major French decoration magazine, but I wanted to have the credentials of a certified interior designer and not just a trend forecaster title.

The courses on creating decorative concepts allowed us, for example, to structure our presentations and artistic axes during product collaborations with major French furniture brands that publish our creations. Starting from a concept helps us to have a common thread for the composition of a collection and its storytelling for everything related to communication.

Having learned with Myriam's courses to carry out client briefs also allows us to be more efficient during project discovery interviews with our clients. We are thus better able to meet their expectations.

Today our website is a real reference in France, we collaborate with many brands, and our Instagram is followed by more than 110,000 followers.







After obtaining a master's degree and working in a bookstore for a few years, I decided to listen to my heart and pursue a career that I am passionate about: becoming a self-employed interior designer.

I took Myriam's interior design training in Paris in 2023/2024 because it has a very good reputation in France, and it was fantastic! It was very comprehensive and intense, with a precise framework and professional trainers who were demanding yet supportive. Today, I am in the process of creating my own company...

Thank you, Myriam, for the courses you designed and for this training that has changed my life!

## La salle à manger



## Moodboard & matériaux

### REVÊTEMENTS

Table à manger



Ciment blanc

Tapis sous la table



Tapis Sand Mix, Nordic Knots

Étagères & profils éléments cuisine




Noyer

Papier peint



Panoramique Cascade, Isidore Leroy

Revêtement bancs & fauteuils



Laine bouclée

Sol



Parquet en chêne massif PEFC



I took the French version of Alna Design's training a few years ago, and it changed my professional life.

The training is very serious, comprehensive, and enriching. Today, I work as an interior decorator for "Maison Sarah Lavoine," the brand of the famous French interior designer of the same name.

Christopher

## Virginie

I had the pleasure of participating in an interior design course at MMI Deco (Myriam Markiewicz Institut) in France, in January 2010, and it was an exceptional experience from start to finish. The quality of the teaching was remarkable, with passionate and highly competent instructors who generously shared their expertise and practical advice.

Each session was well-structured, allowing for a deep understanding of design concepts while encouraging individual creativity. The practical exercises were particularly enriching, providing the opportunity to apply the learned techniques and receive constructive feedback.

The teaching materials provided were of high quality and greatly facilitated learning. Moreover, the friendly atmosphere and mutual support among participants made the experience even more enjoyable.

This training not only allowed me to acquire new skills but also strengthened my confidence in my ability to transform spaces in a creative and professional way. I highly recommend this course to anyone passionate about interior design, whether they are a beginner or experienced.






I took Myriam's interior design course at her school in Paris in 2010.

I had just finished a product design course, but I decided to switch to interior design. My project was to become a real estate flipper. That is, to buy properties, renovate them, decorate them, and resell them.

That's what I did, but I also worked with Myriam for over 10 years. We got along very well right away, and she took me on as an intern, then as an employee, and finally as a partner.

Today, I am not continuing her international adventure because I want to devote myself entirely to my real estate flipping business.

Sandy





„Some people think luxury is the opposite of poverty. It is not. It is the opposite of vulgarity.”

Coco Chanel








Project by French Interiors Designers  
Part of Alna Design's team

Laure Girodoux &  
Louis-Henry Delpy








Good

Better

Best



# how to enroll

---

Find the perfect plan for you!



# Find the perfect plan for you!

## Payment plans

\$780.00

**6 installments**

**ENROLL NOW**

**12 installments**

**ENROLL NOW**

## Pay in full

\$680.00

Bonus 1

**Save \$100**

**Bonus 2**

Exterior design course

Bonus 3

Home staging course

**ENROLL NOW**

## Gains

For all students

Unlimited access

Free updates

Experts tutors

Alna community

Certification access



# Watch a free course

ENROLL

