


about





contents



**founder's
editorial**



**what does alna
design offer?**



**about the certified
career program**



**alna design's
experts and team**



**student
reviews**



**how to
enroll**



founder's editorial

Myriam Markiewicz's Introduction
Interior Designer | French Reference in
Interior Design Education since 2007

discover my path

from Paris to
New York City

In France, I am known for creating the first certified residential interior design and decorating training program for career changers in 2007. I am also an interior designer.

I sold my French school in July 2023 and made the decision to relocate closer to my family in the United States.

I'm thrilled to now offer my expertise to aspiring professionals and home design enthusiasts worldwide.

discover French style

from History
to Elegance

French style is not just country style!

French interiors are chic, elegant, and masterfully blend styles. They reflect French culture, history, and the lifestyle of its people.


Achieving a French-style décor is like perfecting a culinary recipe. You simply need to choose the best ingredients, learn how to cook them, and present the dish beautifully.





“French
elegance is the
art of living with
less, but with
better.”

Coco Chanel




what does alna design offer?


Alna design democratizes access to online education in interior design and decoration.

alna design revolutionizes the world of interior design education with an innovative offer!

- **Free, unlimited access to interior design and decorating short courses to master the fundamentals.** Perfect for independent learners who want to expand their skills without the commitment of formal tutoring or certification.
- **A unique certified career training** to become home designer & interior decorator. What makes this program unique is that beyond professional training, you'll follow a complete real-world project guided by Myriam Markiewicz from concept to completion. Getting this inside look at how an actual project unfolds adds exceptional value to your learning experience.

All courses are written by Myriam Markiewicz and her team of experts.





certified career training curriculum

3 to 6 months to transform your passion for interior design into a real career!

about the certified career training

who is the alna design program for?



Interior design and decorating enthusiasts who want to turn their passion into a fulfilling career.




Experienced professionals seeking to expand their knowledge or develop new skills.

join Alna Design!

Transform your passion into a career in just 6 months!

Our professional training guide you through everything you need to become a confident certified professional.



discover the curriculum of the training program in the next pages!

course 1

Master the Programming Phase

Work on client discovery

Unit 1 - Discover client expectations

- Discerning client desires
- Analyzing client needs

Work on the site analysis – Part 1

Unit 2 - Analyze environmental and interior characteristics of a home

- Conduct an environmental analysis
- Evaluate existing interior characteristics

Work on the site analysis – Part 2

Unit 3 - Sketch the floor plan of a room

- Take measurements of a room
- Sketch the floor plan of a room

Submit your analysis to the client

Unit 4 - Draft the client proposal

- Draft the interior design concept statement
- Draft the specification document

Test your knowledge

Unit 5 - Practice

- Quizzes
- Corrected assignment for submission



course 2

Decorate and Style Interiors

Discover the history of styles (part 1)

Unit 1 - The major classical styles

- From Antiquity to the 19th century
- Included main classical French styles

Discover the history of styles (part 2)

Unit 2 - 20th century and beyond

- The main international styles of the 20th century

Unit 3 - Elsewhere in the world

- Explore major styles from other countries

Unit 4 - How to mix styles

- The main rules to mixe styles
- Iconic furniture

Unit 5 – How to create a decorative concept

- How to explore a source of inspiration
- How to represent a decorative concept
- How to develop a decorative concept

Find the best colors for an interior

Unit 6 - How to create a color ambiance in a room

- The fundamental of color knowledge
- How to choose and mix colors
- The distribution of colors in the space
- Iconic French colors



Work on the interior lighting

Choose and mix lighting

- The fundamentals of lighting knowledge
- Lighting each room in the house

Work on material selection

Unit 8 - Discover major materials used in interior design

- Traditional materials
- Eco-friendly materials
- Exceptional French craftsmanship

Work on the wall treatments

Unit 9 - Choose wall covering

- Wall paints
- Wallpapers
- Exceptional finishes

Work on the selection of interior fabrics.

Unit 10 - Choose and harmonize fabrics

- The art of interior textiles
- Rugs and wall-to-wall carpeting
- Window treatment decor
- How to mix finishes and patterns

Master the art of home styling

Unit 11 - Choose and arrange decorative elements

- How to arrange frames
- How to arrange a bed
- How to arrange a sofa
- How to decorate shelves

Test your knowledge

Unit 12 - Practice

- Quizzes
- Corrected assignment for submission



course 3

Design Residential Interiors

Work on the home layout – Part 1

Unit 1 - Design an interior space

- The fundamentals of interior layout
- Arrange and furnish each room of a home
- Accessibility for people with disabilities

Work on the home layout - Part 2

Unit 2 - Represent an interior space

- The furniture layout plan
- The lighting plan
- Wall elevation
- Presentation of major interior design software

Work on the home layout - Part 3

Unit 3 - The basics of perspective sketching

- One-point perspective
- Two-point perspective

Test your knowledge

Unit 4 - Practice

- Quizzes
- Corrected assignment for submission.



course 4

Master the Creation of a Project from A to Z

Discover all the steps of a real project

Masterclass - NYC reel case study

In this masterclass, you will follow the complete process of designing a New York apartment under the guidance of French interior designer Myriam Markiewicz. This masterclass follows a real-life case study and she will explain step by step her approach and reasoning for each choice. This is a fantastic opportunity to learn how professional projects are executed from start to finish.

- 20+ videos covering every step of the project
- A unique live webinar with Myriam
- The list of main furniture suppliers used in the project
- A precious guide to the best tips from French designers



course 5

Set Up Your Business



Discover our selection of brands

- Lighting brands
- Textile brands
- Furniture and brands
- Paint brands and more...

Work with Myriam on developing your business

Unit 1 - Define your offer

- The main offers you can provide
- The different pricing options

Unit 2 - Promote your business

- Build your brand image
- Define your marketing strategy

Unit 3 - Live Webinars hosted by **Myriam Markiewicz**

- Two comprehensive one-hour webinar sessions



course 6

Build Your First Professional Portfolio

Work on the realization of your first project

Personal project supervised by your mentors

You will spend 3 weeks creating your first client project based on a topic given by your tutor.

This project, presented in the form of a professional portfolio, is an excellent resource that you can showcase on your website and present to your future clients.

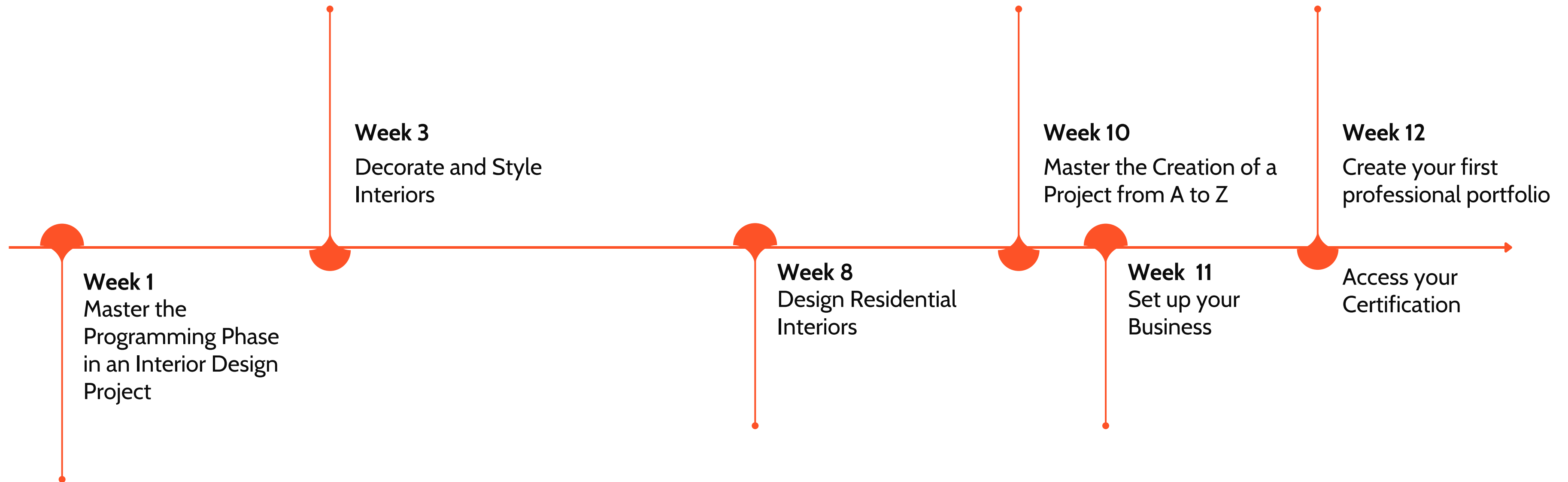


Upon completion, you will get free application to the Home Design and Interior Decorator certification.

This title is recognized at European Level 5 (120 credits), which corresponds to an associate degree in the American system.




In just 3 to 6 months, master the art of interior design and decoration and launch your exciting new career!





MONDAY	TUESDAY	WEDNESDAY	THURSDAY	FRIDAY	SATURDAY
3	4	5	6	7	
10	11	12	13	14	
18	19	20	21		
25	26	27	28		



alna design's experts and team

Discover the alna design team and some of its experts.



Myriam Markiewicz
CEO | Interior Designer



**Laure Girodoux &
Louis-Henry Delpy**
Interior Designers



Elia Gens
French Trend Spotter



Brigitte Apostolakos
Health Interior Design Coach



Jean-Marie Jeanningros
COO | Artistic Director




**Dorothée Vlemincx &
Ludovic Phez**
Architects



Sonia Ben Brik
Business Development
Coach



Charles - Antoine Martin
Smart Home Advisor - HENRI



student reviews

They took *Myriam Markiewicz's* interior certified program, and here's what they had to say!



I took Myriam's online interior design course in 2021.

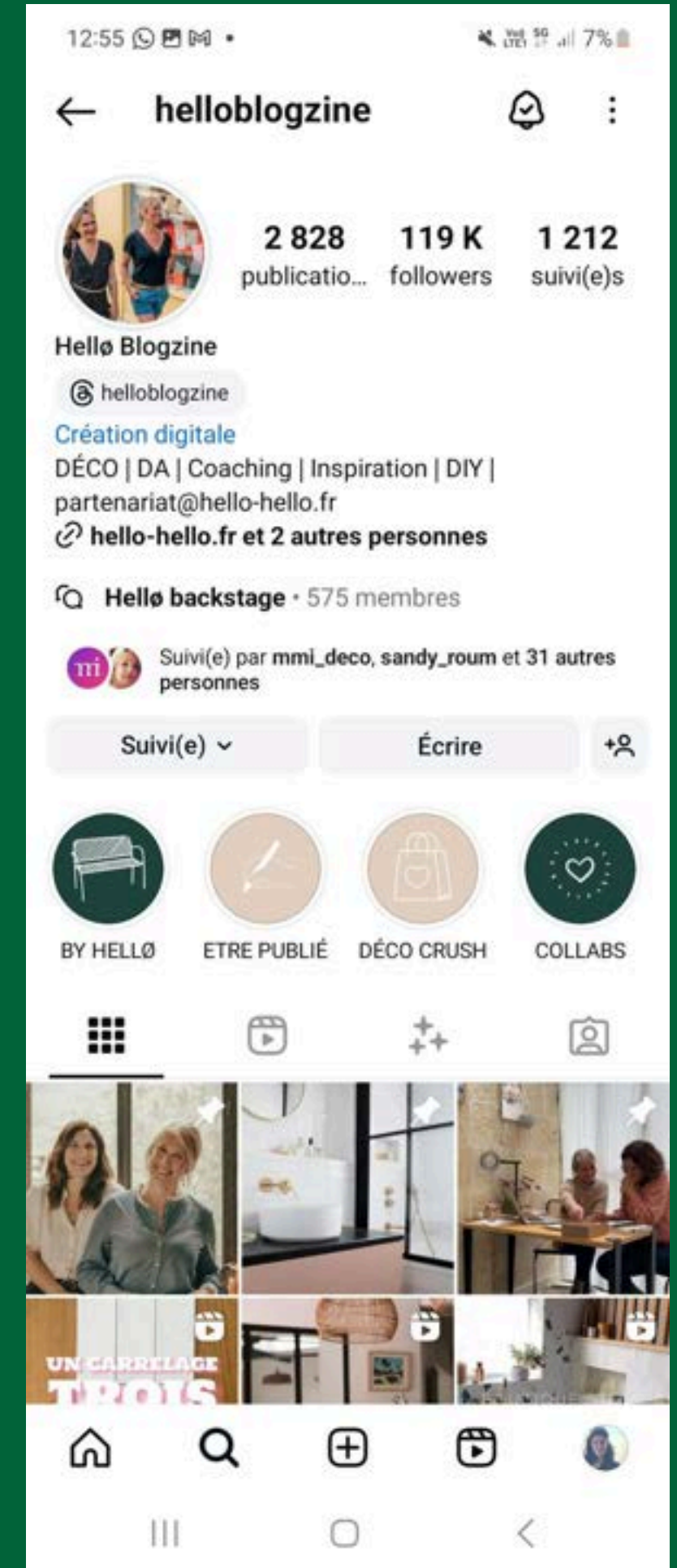
Carine

The goal was to deepen my knowledge and technical expertise in interior design and decoration to further position my interior design advice website as a reference in the French market and also to be able to work as an interior designer with my partner Anne-Sophie. I was already a journalist for a major French decoration magazine, but I wanted to have the credentials of a certified interior designer and not just a trend forecaster title.

The courses on creating decorative concepts allowed us, for example, to structure our presentations and artistic axes during product collaborations with major French furniture brands that publish our creations. Starting from a concept helps us to have a common thread for the composition of a collection and its storytelling for everything related to communication.

Having learned with Myriam's courses to carry out client briefs also allows us to be more efficient during project discovery interviews with our clients. We are thus better able to meet their expectations.

Today our website is a real reference in France, we collaborate with many brands, and our Instagram is followed by more than 110,000 followers.





After obtaining a master's degree and working in a bookstore for a few years, I decided to listen to my heart and pursue a career that I am passionate about: becoming a self-employed interior designer.

I took Myriam's interior design training in Paris in 2023/2024 because it has a very good reputation in France, and it was fantastic! It was very comprehensive and intense, with a precise framework and professional trainers who were demanding yet supportive. Today, I am in the process of creating my own company...

Thank you, Myriam, for the courses you designed and for this training that has changed my life!

La salle à manger



Moodboard & matériaux


REVÊTEMENTS

Table à manger



Ciment blanc

Tapis sous la table



Tapis Sand Mix, Nordic Knots

Étagères & profils éléments cuisine




Noyer

Papier peint



Panoramique Cascade, Isidore Leroy

Revêtement bancs & fauteuils



Laine bouclée

Sol



Parquet en chêne massif PEFC

I took the French version of Alna Design's training a few years ago, and it changed my professional life.

The training is very serious, comprehensive, and enriching. Today, I work as an interior decorator for "Maison Sarah Lavoine," the brand of the famous French interior designer of the same name.

Christopher

Virginie

I had the pleasure of participating in an interior design course at MMI Deco (Myriam Markiewicz Institut) in France, in January 2010, and it was an exceptional experience from start to finish. The quality of the teaching was remarkable, with passionate and highly competent instructors who generously shared their expertise and practical advice.

Each session was well-structured, allowing for a deep understanding of design concepts while encouraging individual creativity. The practical exercises were particularly enriching, providing the opportunity to apply the learned techniques and receive constructive feedback.

The teaching materials provided were of high quality and greatly facilitated learning. Moreover, the friendly atmosphere and mutual support among participants made the experience even more enjoyable.

This training not only allowed me to acquire new skills but also strengthened my confidence in my ability to transform spaces in a creative and professional way. I highly recommend this course to anyone passionate about interior design, whether they are a beginner or experienced.




I took Myriam's interior design course at her school in Paris in 2010.

I had just finished a product design course, but I decided to switch to interior design. My project was to become a real estate flipper. That is, to buy properties, renovate them, decorate them, and resell them.

That's what I did, but I also worked with Myriam for over 10 years. We got along very well right away, and she took me on as an intern, then as an employee, and finally as a partner.

Today, I am not continuing her international adventure because I want to devote myself entirely to my real estate flipping business.

Sandy



„Some people think luxury is the opposite of poverty. It is not. It is the opposite of vulgarity.”

Coco Chanel






Photo credit © Stephan Julliard



Project by French Interiors Designers
Part of Alna Design's team

Laure Girodoux &
Louis-Henry Delpy






Good

Better

Best



how to enroll

Find the perfect plan for you!

Find the perfect plan for you!

Payment plans

\$780.00

6 installments

ENROLL NOW

12 installments

ENROLL NOW

Pay in full

\$680.00

Bonus 1

Save \$100

*Additional bonuses during
promotional periods*

Bonus 2

Choose

Exterior design course
or
Home staging course

ENROLL NOW

Gains

For all students

Unlimited access

Free updates

Industry-expert tutors

Interactive Live Session
with French Design
Expert Myriam

Certification access

Watch a free course

[UNROLL](#)

